

Gnh India Pharmaceuticals Limited

Unit No.14, Ground Floor, Plot - 408 Prabhadevi Industrial Estate,
Swatantrya, Veer Sawarkar Marg, Kismat Cinema, Prabhadevi, Mumbai,
Maharashtra 400025

CERTIFICATE ISSUED ON

20th Oct 2023

CIBIL RANK



DISCLAIMER: All information contained in this credit report has been collated by TransUnion CIBIL Limited (TU CIBIL) based on information provided/ submitted by its various members("Members"), as part of periodic data submission and Members are required to ensure accuracy, completeness and veracity of the information submitted. The credit report is generated using the proprietary search and match logic of TU CIBIL. TU CIBIL uses its best efforts to ensure accuracy, completeness and veracity of the information contained in the Report, and shall only be liable and / or responsible if any discrepancies are directly attributable to TU CIBIL. The use of this report is governed by the terms and conditions of the Operating Rules for TU CIBIL and its Members.

CIBIL
Part of TransUnion

One World Center, 19th Floor,
Tower 2A and 2B, 841,
Jupiter Textile Mill Compound,
Senapati Bapat Marg,
Lower Parel, Mumbai - 400 013.
Website: <https://www.cibil.com>
☎ 022 6140 4300

REPORT ORDER NUMBER:
W-336272538

Report Summary

Below is a summary of your Company Credit Report. This summary is designed to provide you an overview and help you in managing your company's finances. To understand what each sub-section in this summary means, refer to the information provided within the sub-section.

CIBIL RANK	CREDIT FACILITIES AVAILED BY YOUR COMPANY			2 Credit Facilities	CREDIT FACILITIES GUARANTEED BY YOUR COMPANY			0 Credit Facilities
2	1 CLOSED	1 OPEN	0 DELINQUENT		0 CLOSED	0 OPEN	0 DELINQUENT	

ADVERSE INFORMATION						
Please refer to the glossary at the end of this report to know more about adverse information reported.						
WILFUL DEFAULT	SUIT FILED	WRITTEN OFF	SETTLED	INVOKED / DEVOLVED	OVERDUE	DISHONOURD CHEQUE
✓	✓	✓	✓	✓	✓	✓

PAYMENT REGULARITY Past 36 months

Below is a percentage of instances where repayments were done before the due date. Upto last 36 months of payment history has been considered. A summary of delinquent months & type of delinquency has also been presented.

100%

17

/17 payments on time

NO. OF MONTHS IN DELINQUENCY		
< 3 Months Overdue	3 - 12 Months Overdue	≥ 12 Months Overdue
0	0	0
Special Mention Account	Sub Standard	Doubtful / Loss

WORKING CAPITAL UTILISATION

Below is the current consolidated utilisation across all the working capital loans availed by your company. The graph represents the utilisation trend over last 36 months.

0%

₹ 0.0 Avg. Utilisation ₹ 0.0 Drawing Power ₹ 0.0 Total Sanctioned

36 MONTHS UTILISATION TREND

No Working Capital Utilisation Reported

CURRENT EXPOSURE Company Exposure: ₹5 Lac

BY CREDIT TYPE

Below is a break-up of outstanding amount across all loan types and their contribution to overall credit exposure.

1

ACTIVE CREDIT FACILITIES

Non Funded 1 Loans	₹ 5 Lac 100.0%
Working Capital No Active Loans	-
Term Loan No Active Loans	-
Forex No Active Loans	-
Others No Active Loans	-

BY BANK

Below is a break-up of outstanding amount across different banks and their contribution to overall credit exposure.

1

BANKS

Kotak Mahindra Bank Ltd 1 Loans	₹ 5 Lac 100.0%
------------------------------------	----------------

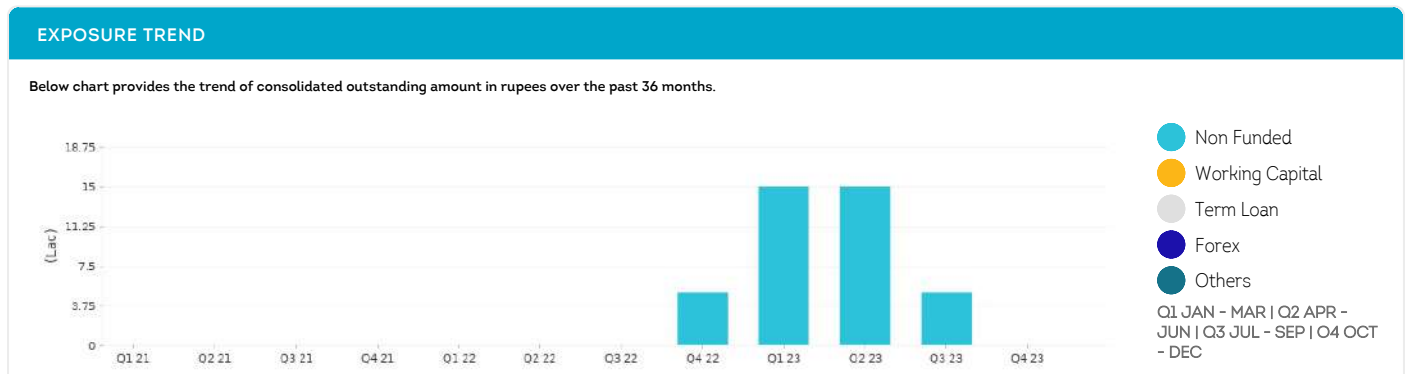
BY BANK TYPE

Below is a break-up of outstanding amount across different types of banks and their contribution to overall credit exposure. This section includes details of Open and Close facilities.

₹5 Lac

TOTAL EXPOSURE

Public No Active Loans	-
Private 2 Loans	₹ 5 Lac 100.0%
NBFC No Active Loans	-



Company Profile

COMPANY INFORMATION			Last Reported: 31 Jan 2022
Gnh India Pharmaceuticals Limited PUBLIC LIMITED			PAN NUMBER AAHCG3150B
CLASS OF ACTIVITY Pharmaceutical*			REGISTRATION NUMBER U51909MH2018PLC309277
BUSINESS CATEGORY Others			CIN -
BUSINESS INDUSTRY / TYPE Wholesale			TIN -
SALES FIGURE -			CKYC* -
NO. OF EMPLOYEES -			URN* -
DATE OF INCORPORATION 11 May 2018			
*Pharmaceutical and medical goods			

ADDRESS INFORMATION			
Below is a list of addresses and their versions, reported by lenders of your company.			
LOCATION TYPE	ADDRESS	FIRST REPORTED DATE	LAST REPORTED DATE
Registered Office	11 Floor 1 Plot 396 Kamat, industrial Estate Veer, savarkar Marg Prabhadevi, mumbai, maharashtra, 400025	31 Jan 2022	03 Mar 2022
Registered Office	Gnh India Pharmaceuticals Ltd, 11 Floor 1 Plot 396 Kamat, industrial Estate Veer, mumbai, maharashtra, 400025	31 Mar 2023	23 May 2023
Registered Office	Gnh India Pharmaceuticals Ltd, 11 Floor 1 Plot 396 Kamat, industrial Estate Veer, mumbai, maharashtra, 400025	31 Mar 2023	23 May 2023

CONTACT INFORMATION	
Below is a list of landline, mobile, fax numbers and their versions, reported by lenders of your company.	
CONTACT NUMBERS	FAX
1 1 1 +91-9820378263 +91-9820307713	-


RELATED PARTIES							
A related party could be an individual or entity associated with your company. Below is a list of related parties reported by lenders of your company.							
OTHERS	PERCENTAGE HOLDING	ADDRESS	CONTACT	PAN	DRIVING LICENCE	PASSPORT	RATION CARD
Jessica Piyush Gupta DOB: 07 Aug 1979 Gender: Female Resident Indian Individual	0%	Gnh India Pharmaceuticals Ltd, 11 Floor 1 Plot 396 Kamat, industrial Estate Veer, mumbai, maharashtra, 400025	+91-9820378263	-	-	-	-
				DIN	VOTER ID	UID	LAST REPORTED
				-	-	-	-
				CKYC*	URN*		
				-	-		
OTHERS	PERCENTAGE HOLDING	ADDRESS	CONTACT	PAN	DRIVING LICENCE	PASSPORT	RATION CARD
Piyush Ashok Gupta DOB: 11 Jan 1980 Gender: Male Resident Indian Individual	0%	Gnh India Pharmaceuticals Ltd, 11 Floor 1 Plot 396 Kamat, industrial Estate Veer, mumbai, maharashtra, 400025	+91-9820307713	-	-	-	-
				DIN	VOTER ID	UID	LAST REPORTED
				-	-	-	-
				CKYC*	URN*		
				-	-		
*Additional details(if any) is available in the online version of report.							

CIBIL Rank

YOUR CIBIL RANK

CIBIL Rank is a numeric summary of your Company Credit Report and ranges from 1 to 10, where '1' is the best and '10' is the worst. Your CIBIL Rank may change based on any new information reported on your report. CIBIL Rank is generated for businesses with a credit exposure between Rs. 10 Lacs and Rs. 50 crores.

2



i AGTRI-Credit relationship is around one business cycle

CIBIL Rank generated is based on data available with CIBIL as on date 20 Oct 2023

ENQUIRIES 0 Enquiries in last 3 months | 0 Older Enquires in last 36 months

An enquiry is added to the Company Credit Report every time a lender accesses your company's report. Below list is a record of all instances when your company's report was accessed in the past 36 months.


INSTITUTION NAME	DATE OF ENQUIRY	CREDIT TYPE	ENQUIRY AMOUNT
No Enquiries			

LIST OF CREDIT FACILITIES

This section lists all the credit facilities available by your company as reported by various lenders. The credit facilities are categorized into two sub-sections i.e. 'Open' and 'Closed'. The credit facilities highlighted in Red have some adverse information while those highlighted in Green do not. The details of each account can be found on the page number mentioned in the last column.


Asset Classification: ✔ On time ● No payment information found 01 Days Overdue S Sub standard D Doubtful L Loss A ARC S* SMA NPA NPA

OPEN CREDIT FACILITIES

REGULAR CREDIT FACILITIES						Total Outstanding: ₹ 5,00,000 across 1 Credit Facilities	
BANK	LOAN DETAILS	SANCTIONED AMOUNT	STATUS	LAST REPORTED DATE	RECENT PAYMENT HISTORY	DETAILS ON PG. NO.	
Kotak Mahindra Bank Ltd	Bank guarantee A/C 434987310_5/BG1 Opened: 12 Jan, 2022	₹5,00,000	0 DAY PAST DUE	31 Aug, 2023	Jul 2023 - Aug 2022 	\$LR[0]	

DELINQUENT CREDIT FACILITIES						Total Outstanding: ₹ - across - Credit Facilities	
BANK	LOAN DETAILS	SANCTIONED AMOUNT	STATUS	LAST REPORTED DATE	RECENT PAYMENT HISTORY	DETAILS ON PG. NO.	
No open delinquent credit facilities.							

CLOSED CREDIT FACILITIES

REGULAR CREDIT FACILITIES							
BANK	LOAN DETAILS	SANCTIONED AMOUNT/ CLOSED DATE	STATUS	LAST REPORTED DATE	RECENT PAYMENT HISTORY	DETAILS ON PG. NO.	
Kotak Mahindra Bank Ltd	Bank guarantee A/C 06381GP210026915 Opened: 13 Jan, 2022	₹5,00,000 30 Nov, 2022	STANDARD		Oct 2022 - Nov 2021 	\$LR[1]	

DELINQUENT CREDIT FACILITIES						Total Outstanding: ₹ - across - Credit Facilities	
BANK	LOAN DETAILS	SANCTIONED AMOUNT/ CLOSED DATE	STATUS	LAST REPORTED DATE	RECENT PAYMENT HISTORY	DETAILS ON PG. NO.	
No closed delinquent credit facilities.							

LIST OF CREDIT FACILITIES AS GUARANTOR

This section lists all the credit facilities guaranteed by your company as reported by various lenders. The credit facilities are categorized into two sub-sections i.e. 'Open' and 'Closed'. The credit facilities highlighted in Red have some adverse information while those highlighted in Green do not. The details of each account can be found on the page number mentioned in the last column.

OPEN CREDIT FACILITIES

REGULAR CREDIT FACILITIES						Total Outstanding: ₹ - across - Credit Facilities	
BORROWER DETAILS	BANK	LOAN DETAILS	SANCTIONED AMOUNT	STATUS	LAST REPORTED DATE	DETAILS ON PG. NO.	
No open regular credit facilities.							

DELINQUENT CREDIT FACILITIES						Total Outstanding: ₹ - across - Credit Facilities	
BORROWER DETAILS	BANK	LOAN DETAILS	SANCTIONED AMOUNT	STATUS	LAST REPORTED DATE	DETAILS ON PG. NO.	
No open delinquent credit facilities.							

CLOSED CREDIT FACILITIES

REGULAR CREDIT FACILITIES						Total Outstanding: ₹ - across - Credit Facilities	
BORROWER DETAILS	BANK	LOAN DETAILS	SANCTIONED AMOUNT/ CLOSED DATE	STATUS	LAST REPORTED DATE	DETAILS ON PG. NO.	
No closed regular credit facilities.							

DELINQUENT CREDIT FACILITIES						Total Outstanding: ₹ - across - Credit Facilities	
BORROWER DETAILS	BANK	LOAN DETAILS	SANCTIONED AMOUNT/ CLOSED DATE	STATUS	LAST REPORTED DATE	DETAILS ON PG. NO.	
No closed delinquent credit facilities.							

CREDIT FACILITY DETAILS

This section provides the details of each credit facility availed by your company as reported by lenders. Each credit facility also has payment history upto 36 months. Months without a green dot indicate late payments and the number inside the dot represents the duration by which the payments were missed.

An alphabet inside the dot represents the asset classification reported by the lender. For more details of the asset classification, refer to the Glossary at the end of the report. The rupee value under each month represents the amount that was overdue for the credit facility in that month.

Asset Classification: ✔ On time ● No payment information found 01 Days Overdue S Sub standard D Doubtful L Loss A ARC S* SMA NPA NPA

KOTAK MAHINDRA BANK LTD		Bank guarantee A/C: 434987310_5/BG1		OPEN		0 DAY PAST DUE		Last Reported 31 Aug 2023				
LOAN INFORMATION												
SANCTIONED AMOUNT	₹5,00,000	DRAWING POWER	₹5,00,000	INSTALLMENT AMOUNT	-	TENURE	24					
SANCTIONED DATE	12 Jan 2022	OUTSTANDING BALANCE	₹5,00,000	REPAYMENT FREQUENCY	Bullet	LOAN EXPIRY/MATURITY	05 Jan 2024					
HIGH CREDIT	5,00,000	LAST REPAID	-	LOAN RENEWAL	-	RESTRUCTURING REASON	-					
GUARANTEE INVOCATION DATE*	-											
PAYMENT HISTORY												
YEAR	JAN	FEB	MAR	APR	MAY	JUN	JUL	AUG	SEP	OCT	NOV	DEC
2020								● -	● -	● -	● -	● -
2021	● -	● -	● -	● -	● -	● -	● -	● -	● -	● -	● -	● -
2022	● -	● -	● -	● -	● -	● -	● -	● -	● -	● -	● -	● -
2023	✔ 5 Lac	✔ 5 Lac	✔ 5 Lac	✔ 5 Lac	✔ 5 Lac	✔ 5 Lac	✔ 5 Lac					✔ 5 Lac
ADVERSE INFORMATION												
No adverse information												
SECURITY DETAILS					GUARANTOR DETAILS							
No available security details					No available guarantor details							

KOTAK MAHINDRA BANK LTD		Bank guarantee A/C: 0638IGP210026915		CLOSED		STANDARD		Last Reported 30 Nov 2022				
LOAN INFORMATION												
SANCTIONED AMOUNT	₹5,00,000	DRAWING POWER	₹5,00,000	INSTALLMENT AMOUNT	₹0	TENURE	24					
SANCTIONED DATE	13 Jan 2022	OUTSTANDING BALANCE	₹5,00,000	REPAYMENT FREQUENCY	Others	LOAN EXPIRY/MATURITY	05 Jan 2024					
HIGH CREDIT	0	LAST REPAID	0	LOAN RENEWAL	-	RESTRUCTURING REASON	-					
GUARANTEE INVOCATION DATE*	-											
PAYMENT HISTORY												
YEAR	JAN	FEB	MAR	APR	MAY	JUN	JUL	AUG	SEP	OCT	NOV	DEC
2019											● -	● -
2020	● -	● -	● -	● -	● -	● -	● -	● -	● -	● -	● -	● -
2021	● -	● -	● -	● -	● -	● -	● -	● -	● -	● -	● -	● -
2022	✔ 5 Lac	✔ 5 Lac	● -	✔ 5 Lac	✔ 5 Lac	✔ 5 Lac	✔ 5 Lac	✔ 5 Lac	✔ 5 Lac	✔ 5 Lac		
ADVERSE INFORMATION												
No adverse information												
SECURITY DETAILS					GUARANTOR DETAILS							
No available security details					No available guarantor details							

CREDIT RATING SUMMARY

Below are the credit ratings assigned to your company by external accredited rating agencies. These ratings are submitted to CIBIL by lenders from whom your company has availed credit.

CREDIT RATING SUMMARY			
RATING	RATING DATE	RATING EXPIRY DATE	LAST REPORTED
No credit ratings reported			

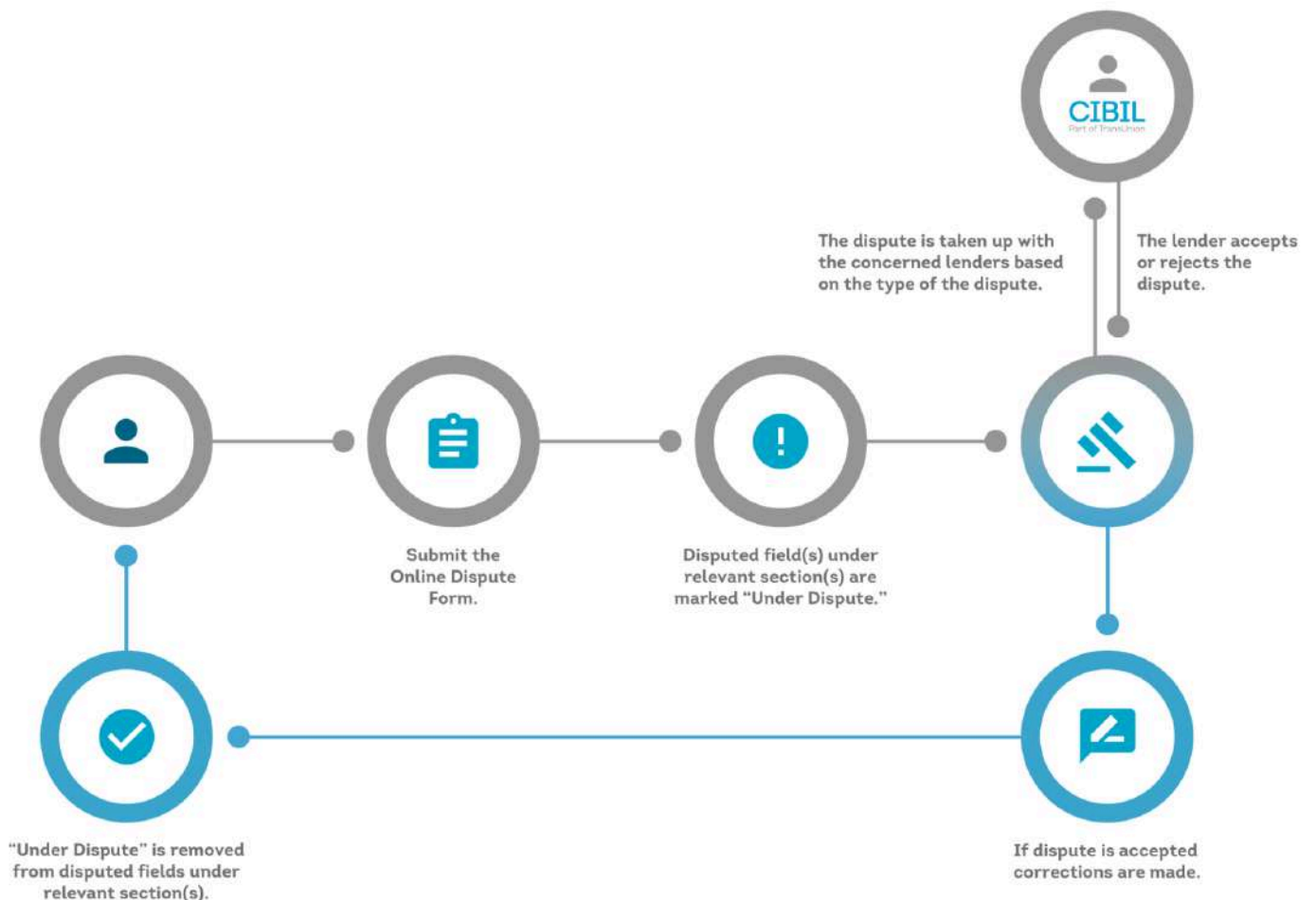
Thank you for ordering your company credit report.

You may access the online version of this report on our website www.cibil.com

Disclaimer: All information contained in this credit report has been collated by TransUnion CIBIL Limited (TU CIBIL) based on information provided/ submitted by its various members("Members"), as part of periodic data submission and Members are required to ensure accuracy, completeness and veracity of the information submitted. The credit report is generated using the proprietary search and match logic of TU CIBIL. TU CIBIL uses its best efforts to ensure accuracy, completeness and veracity of the information contained in the Report, and shall only be liable and / or responsible if any discrepancies are directly attributable to TU CIBIL. The use of this report is governed by the terms and conditions of the Operating Rules for TU CIBIL and its Members.

For dispute resolution

To raise a company dispute online visit:
<https://www.cibil.com/company-dispute-resolution>



BASIC INFORMATION

Legal Name of Taxpayer GNH india Pharmaceuticals Limited	Registration Trade Name GNH India	Taxpayer Type Regular	PAN Number AAHCG3150B	Constitution of Business Public Limited Company
--	---	---------------------------------	---------------------------------	---

GST RETURNS FILING

Duration: OCT 22 - SEP 23

This section details the GSTN you requested and its return filing status over last 12 months.

From the GSTN requested, the return types filed over last 12 months are: GSTR-1,GSTR-3B

GSTIN (Nature of business)	Status	Oct	Nov	Dec	Jan	Feb	Mar	Apr	May	Jun	Jul	Aug
27AAHCG3150B1Z2 (Export,Supplier of Services,Warehouse / Depot, Office / Sale Office,Recipient of Goods or Services, Import,Retail Business,Works Contract,Leasing Business)	Active	✓	✓	✓	✓	✓	✓	✓	✓	✓	✓	✓

✓ All Filed ✗ None Filed ⚠ Not filed (Details available in online version of CCR)

GST LIABILITIES

Duration: OCT 22 - SEP 23

This section details the Goods and Services Tax paid in the last 12 months basis GSTR-3B returns filed by the business.

TYPE	OCT-2022	NOV-2022	DEC-2022	JAN-2023	FEB-2023	MAR-2023	APR-2023	MAY-2023	JUN-2023	JUL-2023	AUG-2023	SEP-2023	% TO TOTAL GST LIABILITIES
INPUT TAX CREDIT	₹1018 Lac	₹20.64 Lac	₹12.23 Lac	₹19 Lac	₹17.53 Lac	₹37.72 Lac	₹26.31 Lac	₹38.49 Lac	₹24.09 Lac	₹20.04 Lac	₹18.49 Lac	₹0.0	99.64%
CASH	₹1.78 K	₹44.76 K	₹1.85 K	₹1.85 K	₹7.77 K	₹2.17 K	₹0.0	₹10.8 K	₹1.35 K	₹13.5 K	₹1.94 K	₹0.0	0.36%
LATE FEES	₹0.0	₹0.0	₹0.0	₹0.0	₹0.0	₹0.0	₹0.0	₹0.0	₹0.0	₹0.0	₹0.0	₹0.0	0.0%
INTERESTS	₹0.0	₹0.0	₹0.0	₹0.0	₹0.0	₹0.0	₹0.0	₹0.0	₹0.0	₹0.0	₹0.0	₹0.0	0.0%

INPUT TAX CREDIT

Duration: OCT 22 - SEP 23

The graph here indicates on a month to month basis the total Input Tax Credit (ITC)

ITC available

₹ 2.69 cr

ITC claimed

₹ 2.45 cr



ADVANCE PAYMENT RECEIVED

Duration: Oct 2021 - Sep 2022, Oct 2022 - Sep 2023

This section provides a comparison of Advance Payments received by the business in each month over the last 24 months.



**No Advanced
Payment Recieved**

SALES

Duration: Oct 2021 - Sep 2022, Oct 2022 - Sep 2023

This section provides key Sales metrics for your business. The graph shows a comparison of sales for each month over the last 24 months.

Total Sales (Oct 2022 - Sep 2023)

₹ 38.11 cr (0%)

Avg monthly Sales (Oct 2022 - Sep 2023)

₹ 3.18 cr (0%)

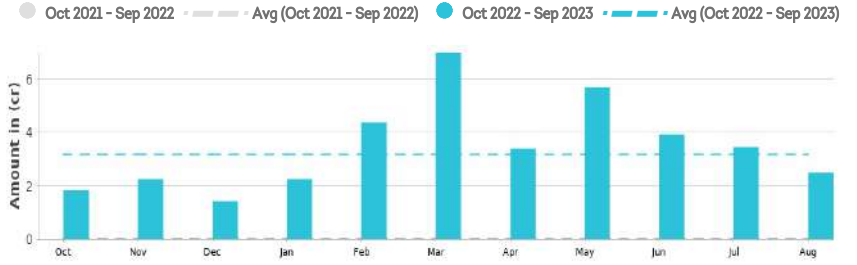
INTER VS INTRA STATE SALES

Sales within the same State (INTRA)

₹ 7.44 cr (18.72% of total sales)

Sales between two State (INTER)

₹ 32.31 cr (81.28% of total sales)



STATE WISE SALES SUMMARY

Duration: Oct 2022 - Sep 2023

TOP STATES

This section provides a summary of Sales from top 4 states along with their contribution to Total Sales.



- Maharashtra ₹ 9.43 Cr 93.42%
- Delhi ₹ 24.34 Lac 2.41%
- Odisha ₹ 12.18 Lac 1.21%
- Karnataka ₹ 6.2 Lac 0.61%
- Others ₹ 23.68 Lac 2.35%

*Additional information can be viewed in the online report.

GST BRACKET WISE SALES SUMMARY

Duration: Oct 2022 - Sep 2023

GST BRACKETS

This section provides a summary of Sales from top 4 GST rate slab along with their contribution to Total Sales.



- 5% bracket ₹ 23.52 Cr 55.12%
- 12% bracket ₹ 13.76 Cr 32.25%
- 0% bracket ₹ 5.34 Cr 12.53%
- 18% bracket ₹ 4.68 Lac 0.11%

*Additional information can be viewed in the online report.

SALES BREAKUP

Duration: Oct 2022 - Sep 2023

This section provides the details of different components used to calculate total sales.

- Total Sales ₹ 42.67 cr
- Invoices ₹ 39.81 cr
- Advance Payment ₹ 0.0
- Debit Notes ₹ 0.0
- Nil Rated, Exempted & Non-GST Supplies ₹ 2.91 cr
- Credit Notes ₹ 5.96 lac



SALES INVOICE BIFURCATION

Duration: Oct 2022 - Sep 2023

This section provides month wise invoiced amount of top 5 invoice types raised by the business.

TYPE	OCT	NOV	DEC	JAN	FEB	MAR	APR	MAY	JUN	JUL	AUG	% TO TOTAL INVOICED AMOUNT
EXPORT	₹1.72 Cr (65)	₹2.04 Cr (51)	₹1.34 Cr (75)	₹2.12 Cr (71)	₹2.63 Cr (49)	₹4.67 Cr (88)	₹2.3 Cr (60)	₹5.06 Cr (54)	₹3.05 Cr (57)	₹1.18 Cr (36)	₹99.88 Lac (31)	65.81%
B2B	₹1.83 Lac (3)	₹2.61 K (1)	₹12.23 K (1)	₹3.87 K (1)	₹2.16 Lac (1)	₹2.12 Cr (6)	₹1.05 Cr (6)	₹4.17 Lac (4)	₹75.29 Lac (3)	₹2.12 Cr (2)	₹1.41 Cr (2)	18.3%
EXPA	₹49.89 Lac (2)	₹96.02 K (1)	₹7.92 Lac (1)	₹80.12 K (2)	₹0	₹5.32 Lac (3)	₹0	₹2.63 Lac (3)	₹5.06 Cr (54)	₹0	₹16.13 Lac (9)	14.32%
B2CS	₹9.71 K (6)	₹7.17 Lac (5)	₹1.9 Lac (4)	₹5.79 Lac (6)	₹0	₹2.18 Lac (4)	₹2.73 Lac (4)	₹3.13 Lac (4)	₹2.75 Lac (3)	₹0	₹5.72 Lac (5)	0.76%
OTHERS	₹0.0	₹5.4 Lac (2)	₹4.02 Lac (1)	₹7.76 Lac (2)	₹2.73 Lac (1)	₹0.0	₹0.0	₹3.61 Lac (2)	₹6.96 Lac (2)	₹2.74 Lac (1)	₹0.0	0.81%

*Additional information can be viewed in the online report.

● No. of Invoices

SALES VS PURCHASES COMPARISON

Duration: Oct 2022 - Sep 2023

This section provides key metrics for Sales and Purchase. The graph shows a comparison between Total Sales vs Total Purchases for the last 12 months.

Contribution of Top 10

Customers in Total Sales

17.74%

Month with highest Sales

Mar (₹7.02 Cr)

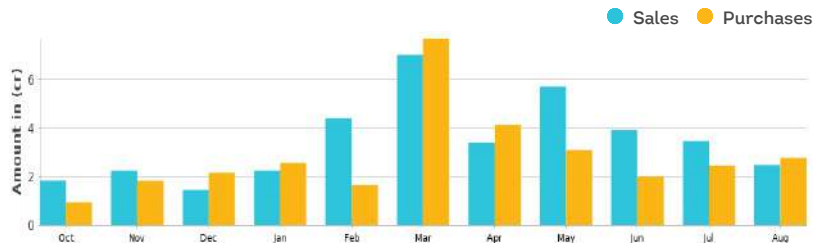
Contribution of Top 10

Suppliers in Total Purchases

88.45%

Month with highest Purchases

Mar (₹7.71 Cr)



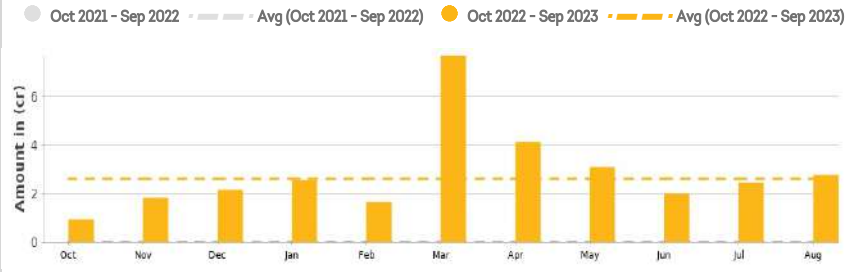
PURCHASES

Duration: Oct 2021 - Sep 2022, Oct 2022 - Sep 2023

This section provides key Purchases metrics for your business. The graph shows a comparison of purchases for each month over the last 24 months.

Total Purchases (Oct 2022 - Sep 2023)
₹ 31.27 cr (0%)

Avg monthly Purchases
 (Oct 2022 - Sep 2023)
₹ 2.61 cr (0%)



INTER VS INTRA STATE PURCHASES

Purchases within the same State (INTRA)

₹ 17.58 cr (55.13% of total purchases)

Purchases between two State (INTER)

₹ 14.31 cr (44.87% of total purchases)

STATE WISE PURCHASES SUMMARY

Duration: Oct 2022 - Sep 2023

TOP STATES

This section provides a summary of Purchases from top 4 states along with their contribution to Total Purchases.



- MAHARASHTRA **₹ 18.58 Cr** 58.07%
- HARYANA **₹ 11.23 Cr** 35.11%
- DELHI **₹ 99.27 Lac** 3.1%
- GUJARAT **₹ 41.71 Lac** 1.3%
- Others **₹ 77.16 Lac** 2.41%

*Additional information can be viewed in the online report.

GST BRACKET WISE PURCHASES SUMMARY

Duration: Oct 2022 - Sep 2023

GST BRACKETS

This section provides a summary of Purchases from top 4 GST rate slab along with their contribution to Total Purchases.



- 5% bracket **₹ 18.64 Cr** 58.45%
- 12% bracket **₹ 9.57 Cr** 30.01%
- 18% bracket **₹ 3.62 Cr** 11.34%
- 28% bracket **₹ 6.45 Lac** 0.2%
- Others **₹ 3.74 K** 0%

*Additional information can be viewed in the online report.

PURCHASES BREAKUP

Duration: Oct 2022 - Sep 2023

This section provides the details of different components used to calculate total purchases.

● Total Purchases = **● Invoices** + **● Debit Notes** - **● Credit Notes**

₹ 31.89 cr = **₹ 31.99 cr** + **₹ 56.71 k** - **₹ 10.68 lac**



PURCHASES INVOICE BIFURCATION

Duration: Oct 2022 - Sep 2023

This section provides month wise invoiced amount of top 5 invoice types raised by the business.

TYPE	OCT	NOV	DEC	JAN	FEB	MAR	APR	MAY	JUN	JUL	AUG	% TO TOTAL INVOICED AMOUNT
B2B	₹93.78 Lac (282)	₹1.84 Cr (270)	₹2.17 Cr (415)	₹2.57 Cr (333)	₹1.65 Cr (311)	₹7.75 Cr (404)	₹4.16 Cr (296)	₹3.09 Cr (280)	₹2.01 Cr (256)	₹2.44 Cr (218)	₹2.76 Cr (182)	98.44%
B2BA	₹5.9 K (1)	₹4 K (1)	₹0	₹1.2 Lac (1)	₹0	₹43.41 K (1)	₹3.53 Lac (23)	₹44.6 Lac (229)	₹0	₹0	₹0	156%

*Additional information can be viewed in the online report.

● No. of Invoices

NOTE

View your report online on the CIBIL portal to get more details and explanation about the metrics in your GST report.

DISCLAIMER:

GST Financial Report is prepared on the basis of GST Return data received from the GST Portal.